



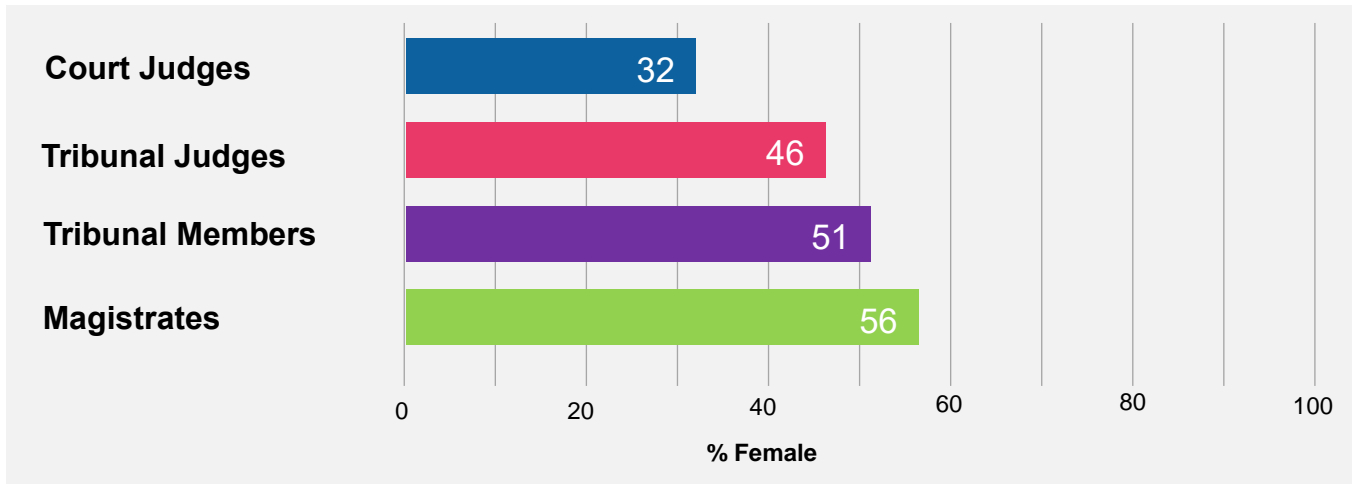
JUDICIAL OFFICE

Judicial Diversity Statistics 2019 England and Wales

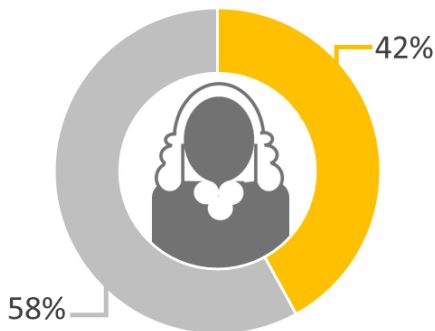


Women in the Judiciary

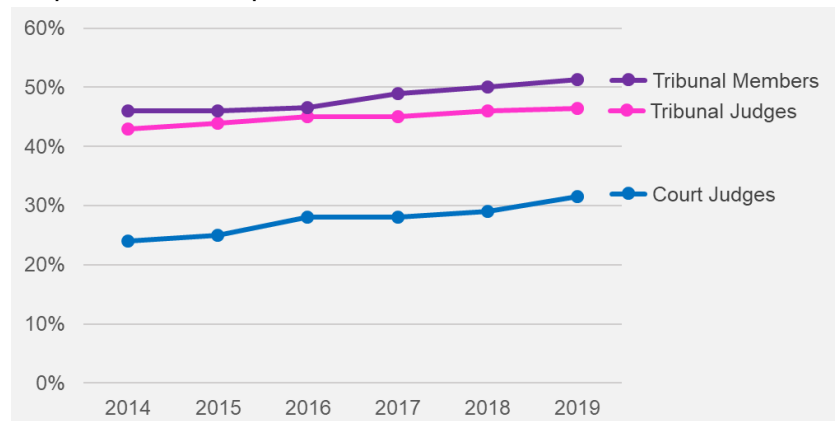
Proportion of women in the courts, tribunals and magistracy as at 1 April 2019.



As at 1 April 2019 42% of the Courts and Tribunal Judiciary were **Women**.



The representation of women in the judiciary, 1 April 2014 to 1 April 2019

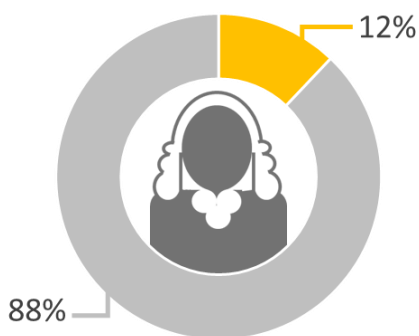


BAME Judicial Office Holders

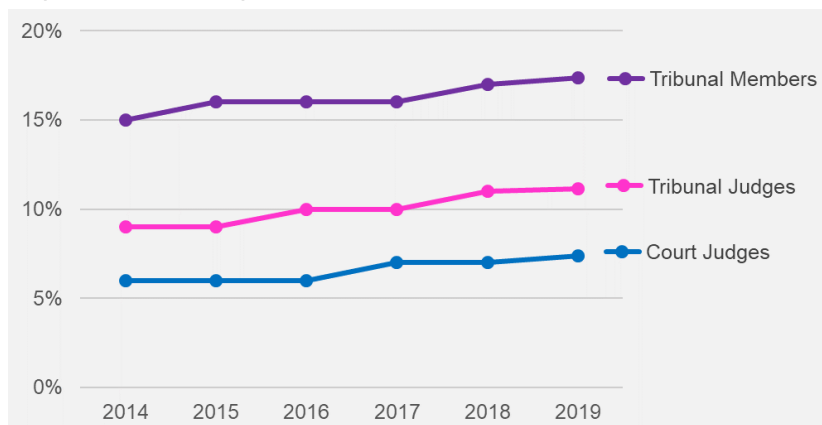
The representation of BAME office holders in the courts, tribunals and magistracy as at 1 April 2019.



As at 1 April 2019 12% of the Courts and Tribunal Judiciary were **BAME**.



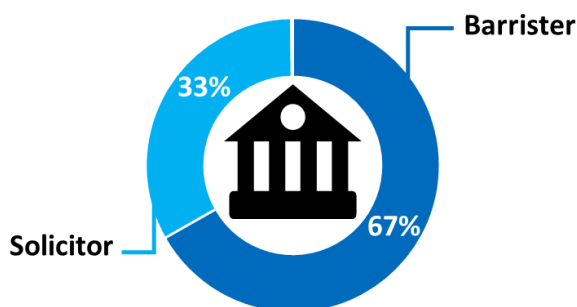
The representation of BAME judicial office holders, 1 April 2014 to 1 April 2019



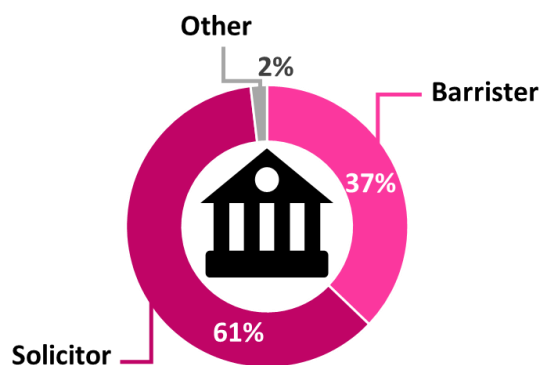
Legal Professions of the Judiciary

Court and Tribunal Judges must have a professional legal background, the majority are solicitors or barristers, but may come from backgrounds such as legal executives or academics.

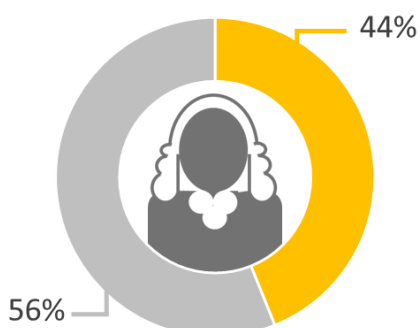
Court Judges



Tribunal Judges



As at 1 April 2019 44% of Court and Tribunal judges were **not from a barrister background**.



The representation of non-barrister judicial office holders, 1 April 2015 to 1 April 2019

